

# Your NHS Wales Experience Questionnaire

114

Responses

03:13

Average time to complete

Closed

Status

---

1. Thinking about your overall first impressions of the care you received?

<span style="color: blue;">●</span> In the last 6 months	93
<span style="color: orange;">●</span> Between 6 months and 1 year a...	10
<span style="color: green;">●</span> Between 1 and 2 years ago	4
<span style="color: red;">●</span> More than 2 years ago	7



2. Did you feel that you were listened to?

Always	86
Usually	22
Sometimes	6
Never	0



---

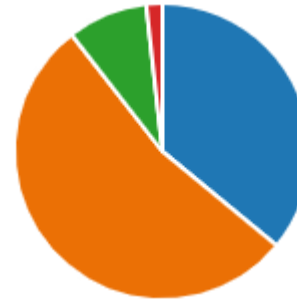
3. Were you able to speak in Welsh to staff if you needed to?

Always	15
Usually	12
Sometimes	10
Never	0
Not applicable	77



4. From the time you realised you needed to use this service, was the time you waited:

● Shorter than expected	41
● About right	61
● A bit too long	10
● Much too long	2



---

5. Did you feel well cared for?

● Always	94
● Usually	18
● Sometimes	2
● Never	0



6. If you asked for assistance, did you get it when you needed it?

Always	70
Usually	17
Sometimes	3
Never	0
Not applicable	24



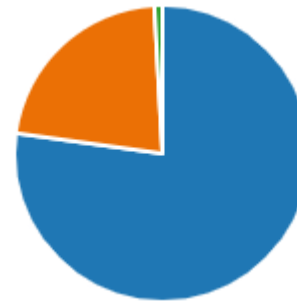
7. Did you feel you understood what was happening in your care?

Always	78
Usually	33
Sometimes	2
Never	1



8. Were things explained to you in a way that you could understand?

Always	88
Usually	25
Sometimes	1
Never	0



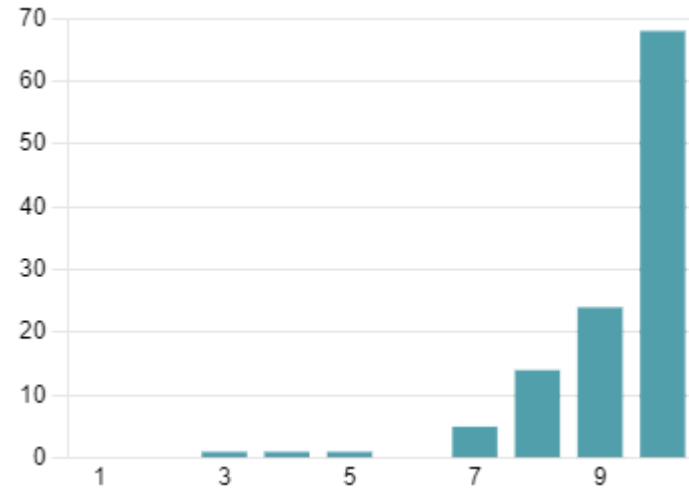
9. Were you involved as much as you wanted to be in decisions about your care?

Always	92
Usually	18
Sometimes	4
Never	0



10. Using a scale of 0 – 10 where 0 is very bad and 10 is excellent, how would you rate your overall experience?

9.25  
Average Rating



11. Was there anything particularly good about your experience that you would like to tell us about?

60  
Responses

Latest Responses

"Had to access private consultation to have to have a better understanding r..."

15 respondents (25%) answered **staff** for this question.



A word cloud of responses about staff. The most prominent word is "staff Helpful". Other phrases include "Staff are always amazing", "Solva Surgery", "staff are attentive", "excellent and they CARE", "quick response", "cared", "Reception always helpful", "wonderful staff", "good dr", "doctor", "appointment", "staff and Dr", "staff always polite", "medical staff", "staff were so friendly", and "staff are excellent".

Staff are always amazing  
Solva Surgery  
quick response  
cared  
treatment  
wonderful staff  
good dr  
staff always polite  
medical staff  
staff were so friendly  
staff Helpful  
staff are attentive  
excellent and they CARE  
Reception always helpful  
doctor  
appointment  
staff and Dr  
staff are excellent

12. Was there anything that we could change to improve your experience?

39

Responses

Latest Responses

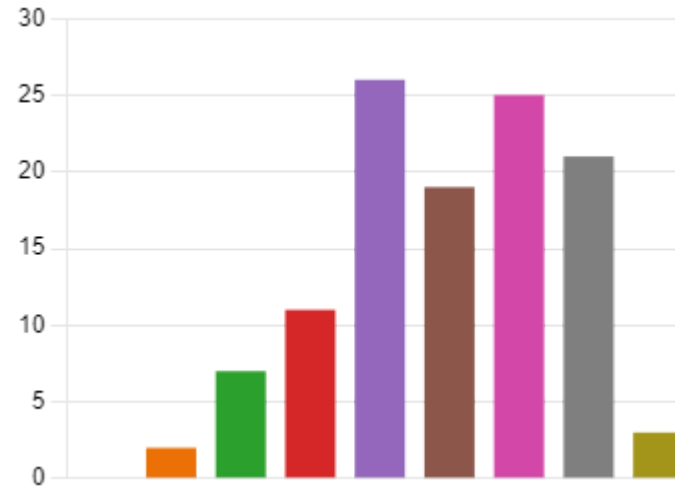
17 respondents (44%) answered **No** for this question.

A word cloud of responses for the question 'Was there anything that we could change to improve your experience?'. The word 'No' is the largest and most prominent. Other words include 'long distance', 'dolva surgery', 'no complaint', 'boundaries', 'health board', 'staff', 'book', 'routine appointments', 'myhealthonline app', 'No - solva', 'long', 'surgery', 'Solva Surgery', 'mental health', 'appointments', 'long info', 'able to be patients', 'future of the surgery', and 'repeat prescription'.



### 13. What is your age?

0-15 years	0
16-24 years	2
25-34 years	7
35-44 years	11
45-54 years	26
55-64 years	19
65-74 years	25
75+ years	21
I prefer not to say	3



### 14. What is your gender?

Male	33
Female	81
Other	0
Prefer not to say	0



15. At birth, were you described as:

Male	33
Female	81
Other	0
Prefer not to say	0



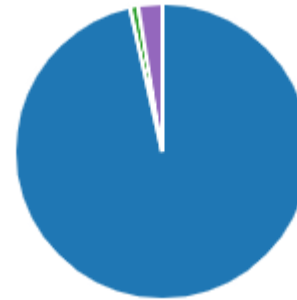
16. Are your day-to-day activities limited because of a health problem or disability which has lasted, or is expected to last, at least 12 months?

Yes, a lot	13
Yes, a little	52
Not at all	46
I prefer not to say	3



17. Which of the following options best describes how you think of yourself?

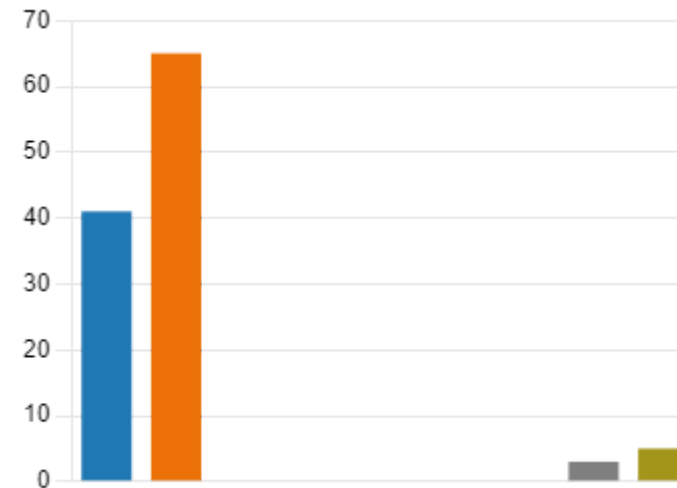
<span style="color: blue;">●</span> Heterosexual or straight	110
<span style="color: orange;">●</span> Gay or lesbian	0
<span style="color: green;">●</span> Bisexual	1
<span style="color: red;">●</span> Other	0
<span style="color: purple;">●</span> I prefer not to say	3



18. What is your religion?

(Please choose one option that best describes your religion)

<span style="color: blue;">●</span> No religion	41
<span style="color: orange;">●</span> Christian (all denominations)	65
<span style="color: green;">●</span> Buddhist	0
<span style="color: red;">●</span> Hindu	0
<span style="color: purple;">●</span> Jewish	0
<span style="color: brown;">●</span> Muslim	0
<span style="color: pink;">●</span> Sikh	0
<span style="color: gray;">●</span> Any other religion	3
<span style="color: olive;">●</span> I prefer not to say	5

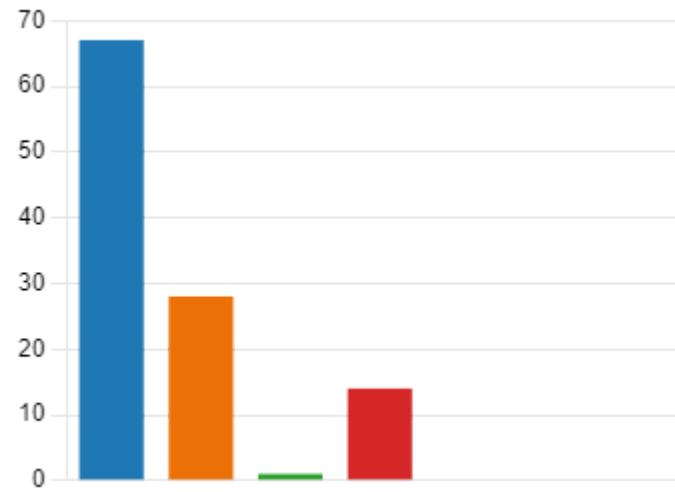


19. What is your ethnic group?

(Please choose one option that best describes your ethnic group or background)

White:

● Welsh	67
● English	28
● Scottish	1
● British	14
● Irish	0
● Northern Irish	0
● Gypsy or Traveller	0



20. Mixed / multiple ethnic groups

● White and Black Caribbean	1
● White and Black African	0
● White and Asian	0
● Any other Mixed / multiple ethn...	0



## 21. Asian / Asian British

● Indian	0
● Pakistani	0
● Bangladeshi	0
● Chinese	0
● Any other Asian background	1



---

## 22. Black / African / Caribbean / Black British

African	0
Caribbean	0
Any other Black / African / Carib...	0

---

## 23. Other ethnic group

Arab	0
Any other ethnic group	0
Prefer not to say	0

---